

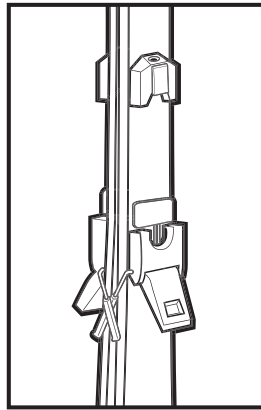
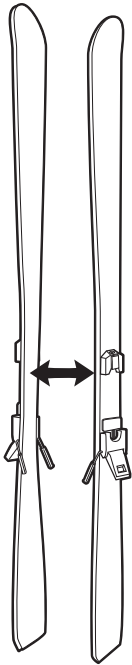
GUIDARAX



TM

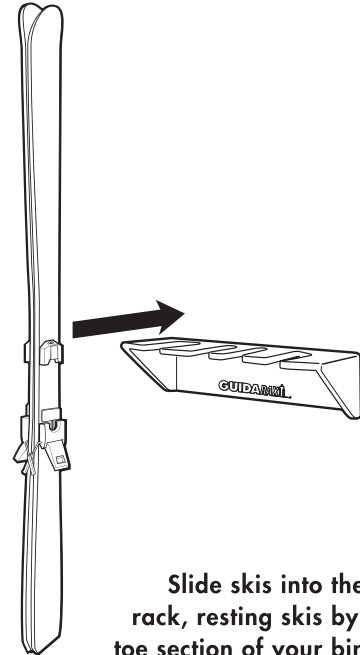
HOW TO RACK YOUR SKIS & POLES

STEP
1



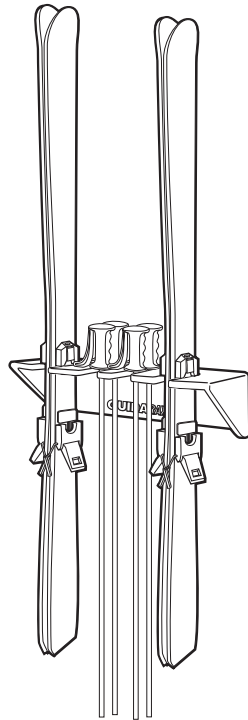
Connect your skis together at the bindings

STEP
2



Slide skis into the rack, resting skis by the toe section of your bindings

STEP
3



Ski poles hang neatly in the port directly beside skis. Each rack supports two sets of skis & poles.